

# Kentucky High School Athletic Association

To: Superintendent, Principal, and Athletic Director

From: Louis Stout, Commissioner  
Brigid L. DeVries, Executive Assistant Commissioner


Date: May 9, 2002

Subject: 2001-2002 Annual Report Forms Submission

School: Breckenridge County High School

Enclosed please find a copy of Form T-65, The 2001-2002 Annual Report Forms Checklist. In addition, you may find an attachment with corrected copies of the forms submitted by your school personnel. Please review this information so the forms can be completed accurately in the future. Also, KHSAA Audit Staff may have requested a re-submission of some of the 2001-2002 Annual Report Forms or need additional information on your athletic programs. Please submit this information by the date requested if this is applicable. Copies and all KHSAA Title IX documents must be kept current and included in your permanent Title IX File at the school. All documents are subject to Open Records Requests.

Should you need any further information, please do not hesitate to call anytime.



Memo

To: KHSAA Member School Superintendents, Principals, and Athletic Directors

From: Louis Stout, Commissioner  
Brigid L. Devries, Executive Assistant Commissioner

Date: May 6, 2002

Re: 2002 Title IX Forms Submission

School	Breckinridge County	Reviewed by	Fran Edwards
--------	---------------------	-------------	--------------

The following is a status report regarding the required 2001 - 2002 Title IX submission of forms due in to the KHSAA office by April 15, 2002. Appropriate audit personnel have reviewed these forms and the following is a summary of this review.

I. Checklist of Forms properly submitted in a satisfactory manner:

<input checked="" type="checkbox"/>	GE 19 (Annual Verification)	<input checked="" type="checkbox"/>	T-35 (Budget Expenses)
<input checked="" type="checkbox"/>	T-1 (Summary Program Chart 1)	<input checked="" type="checkbox"/>	T-36 (Budget Expenses)
<input checked="" type="checkbox"/>	T-2 (Summary Program Chart 2)	<input checked="" type="checkbox"/>	T-41 (Checklist – Overall Interscholastic Program)
<input checked="" type="checkbox"/>	T-3 (Summary Program Chart 3)	<input checked="" type="checkbox"/>	T-60 (Corrective Action Plan)
<input checked="" type="checkbox"/>	T-4 (Summary Program Chart 4)	<input checked="" type="checkbox"/>	T-63 (Interscholastic Survey Results)

II. Status

A.	<input checked="" type="checkbox"/>	2001 – 2002 Forms are satisfactory and no further information or action is necessary at this time.
B.		Errors have been noted with respect to the following forms and corrected copies are being returned to you for placement in your Title IX file to ensure proper submission in the future.
C.		The following forms were omitted and must be submitted by school representatives.
D.	<input checked="" type="checkbox"/>	Other Recommendation and Comments: The report was accurate and well prepared.

APR 17 2002



**2001-2002 KENTUCKY HIGH SCHOOL ATHLETIC ASSOCIATION  
ANNUAL VERIFICATION OF TITLE IX PROCEDURES  
(To be submitted by April 15, 2002 along with other required forms)**

The Breckinridge County High School, Harned, Kentucky  
(Name of High School) (City)

certifies to the Kentucky High School Athletic Association that the following is an accurate and true representation of the facts surrounding compliance with Title 20, U.S.C. Titles 1681-1688, et. Seq. (also known as Title IX)

**I certify the following provisions in accordance with records at the school contained in the permanent Title IX file, and to the best of my knowledge have completed the following tasks. (All boxes must be checked)**

Established a gender equity committee at the high school. (list committee personnel and provide attachment if necessary)

Name	Address	Phone	Title
Melanie Board	R.1, Box 276, Irvington, KY	270-536-3718	Elementary Coach/Teacher
Tom Brite	Fifth St., Hardinsburg, KY	270-756-6150	Attorney
Richard Butler	350 Owen Rd., Irvington, KY	270-547-4808	Special Services Director
Robert D. Cox	R.4, Box 423, Hardinsburg, KY	270-756-6460	H.S. Principal/Ath. Dir.
Brent Fentress	HC 88 Box 21, Harned, KY	270-756-2536	Male H.S. Athlete
Wayne Fentress	R.3, Box 133, Hardinsburg, KY	270-756-2121	School Board Member
Homer Gray	111 W.6th St, Hardinsburg, KY	270-756-2215	Elementary Coach/Teacher

Scheduled a minimum of three meetings during the 2001-2002 school year on the following dates:

- December 18, 2001
- April 15, 2002
- May 2, 2002

Designated the following person(s) as the Title IX coordinator for the school/district:

Wanda Tate	Guidance Counselor	3015 Homeplace Ln. Hardinsburg, KY	270-756-6073
Name	Title	Address	Phone

School personnel are continuing to make periodic reviews of the boys and girls athletics program reflected in the Corrective Action Plan.

In addition to the above information, the above referenced school maintains a complete permanent file relative to Title IX records including copies of the self-assessment audit, all corrective action plans, and other related materials.

[Signature]  
Principal's Signature

4/9/02 20  
Date

[Signature]  
Superintendent Signature

[Signature]  
School Board Chairpersons' Signature

(Send original copy to KHSAA - Maintain duplicate in Title IX school folder)

GENDER EQUITY COMMITTEE (cont.)

Paul Jarboe P.O. Box 186 Hardinsburg, KY 40143 270-257-8194 Parent  
Betty Poole 1205 Valley Rd. Hardinsburg, KY 40143 270-756-6139 H.S. Coach/Parent  
Wayne Puckett HC 88, Box 175 Hudson, KY 40145 270-257-9970 Superintendent  
Wanda Tate 3105 Homeplace Ln. Hardinsburg, KY 40143 270-756-6073 Counselor/Coordinator  
Jennifer Whitfill P.O. Box 168 Hardinsburg, KY 40143 270-756-6351 Female H.S. Athlete

---

2001-2002  
**ACCOMMODATION OF INTERESTS AND ABILITIES**  
**SUMMARY PROGRAM CHART 1**

KHSAA  
 Form T1  
 Rev. 07/01

**Participation Opportunities Test One**

		(Column 1)	(Column 2)	(Column 3)	(Column 4)
	Program	Enrollment	Percentage of Total Enrollment	Number of Interscholastic Participants (double and triple count)	Percentage of Total Participation
Row 1	GIRLS	439	50.8	162	40.8
Row 2	BOYS	425	49.2	235	59.2
Row 3	Totals	864	100%	397	100%

Instructions:

\*Number of 8<sup>th</sup> grade students & below used in Column 4 calculations if applicable: 30

- Determine the total number of girls enrolled, (place in Row 1, Column 1). Determine the total number of boys enrolled, (place in Row 2, Column 1).
- Add the total number of girls and boys enrolled to determine total enrollment, (place in Row 3, Column 1).
- Calculate the percentage of total enrollment that is female. (Divide Row 1, Column 1 by row 3, Column 1 and place in Row 1, Column 2.) Calculate the percentage of total enrollment that is male. (Divide Row 2, Column 1 by Row 3, Column 1 and place in Row 2, Column 2.) Note: Row 1, Column 2 plus Row 2, Column 2 should total 100%.
- Ask the head coaches to review the most updated eligibility or squad lists for their teams. Ask coaches to confirm the names of those individuals who are on the team as of the first **date of competition**, and cross out the names of those who were cut from the team or quit the team prior to the first competitive event. Determine the total number of interscholastic athletics participants that are girls, (and place in Row 1, Column 3). In order to determine the total number of athletics participants, an individual should be counted each time he or she participates on a team. For example, if Jane Doe competes on the varsity volleyball team, the junior varsity volleyball team, the junior varsity basketball team, and the varsity softball team, she should be counted as four participants (**do not include club or intramural sports participants, cheerleaders, dance teams, or pom squads**). Calculate the same way for boys and girls. \* In addition, should 8<sup>th</sup> grade students and below play on a Freshman, Junior Varsity, or Varsity team, they should also be counted for each team and sport on which they participate. If applicable, please asterisk the above notation as to how many 8<sup>th</sup> grade students & below are included. Using the same procedure, determine the total number of interscholastic athletic participants that are boys, (and place in Row 2, Column 3). Add Row 1, Column 3 plus Row 2, Column 3 to get total participants and place in Row 3, Column 3.
- Calculate the percentage of female participation. (Row 1, Column 3 divided by Row 3, Column 3 and place in Row 1, Column 4.) Calculate the percentage of male participation. (Row 2, Column 3 divided by Row 3, Column 3 and place in Row 2, Column 4.) Note: Row 1, Column 4 plus Row 2, Column 4 should total 100%.

Note: While being within three percent is not a formal compliance standard; if the percent listed in Row 1, Column 4 is within 3% of Row 1, Column 2, then it provides a good target within which compliance is likely.

Principal's Signature: *Robert A. Cox*

Date: 4/11/02

2001-2002  
**ACCOMMODATION OF INTERESTS AND ABILITIES**  
**SUMMARY PROGRAM CHART 2**

KHSAA  
 Form T2  
 Rev. 07/01

Participation Opportunities Test Two

			Column 1	Column 2	Column 3	Column 4	Column 5
Program			Number of Teams Currently Offered	Number of Participants	Number of Teams Added in Last Five Years	Number of Participants Added in Last Five Years	Percent of Total Participation By Sex Added in Last 5 Years
GIRLS	Row 1	varsity:	5	55	2	17	30.9
	Row 2	j.v.:	5	73	3	41	56.2
	Row 3	frosh:	3	34	2	22	64.7
	Row 4	total:	13	162	7	80	49.4
BOYS	Row 5	varsity:	5	107	0	0	0
	Row 6	j.v.:	5	87	1	25	10.6
	Row 7	frosh:	2	41	0	0	0
	Row 8	total:	12	235	1	25	10.6

- 1) List the number of interscholastic teams offered for girls and boys at each competitive level (for example, varsity, junior varsity, and freshman levels). Total each of the entries in Column 1 into Row 4, Column 1 and Row 8, Column 1.
- 2) List the number of interscholastic teams that have been added in the last five years at each competitive level. Total each of the entries in Column 3 into Row 4, Column 3 and Row 8, Column 3.
- 3) List the number of participants that are currently on each level of the teams that were added in the last five years. Total each of the entries in Column 2 into Row 4, Column 2 for girls and Row 8, Column 2 for boys. If a team was added previously but no longer exists, there are no current participants to be added for that team.
- 4) List the number of participants added in the last 5 years. Total each of the entries made in Column 4 into Row 4, Column 4 for girls and Row 8, Column 4 for boys.
- 5) Calculate the percentage of participants that have been added in the last five years (Column 4 divided by Column 2 on each line). For example, if girls' varsity soccer (22 participants), junior varsity soccer (18 participants), junior varsity golf (8 participants), and freshman softball (15 participants) have been added in the last five years, then 63 participation opportunities have been added for girls. If the total number of female participants in the program is 96 (taken from Form T-1, Row 1, Column 3), then 65.6% of the current opportunities (63 of 96) have been added in the last five years. Perform similar calculations for male participants.

Note: If the percentage of current participants added in the last five years is 25% or greater, compliance with test two may be possible. If less than 25%, then compliance with test three should be analyzed. **CAUTION:** 25% is not a formal compliance standard.


Principal's Signature: *David A. Cox* Date: 4/11/02

2001-2002  
**ACCOMMODATION OF INTERESTS AND ABILITIES**  
**SUMMARY PROGRAM CHART 3**

**Participation Opportunities Test Three**

For any question answered "YES" identify the respective sport(s).

	GIRLS (Yes / No)		BOYS (Yes / No)
1. Is there an intramural team offered in a sport not now available in the interscholastic athletics program? (YES or NO)	No		No
2. For a sport <u>not</u> currently offered, is there sufficient interest to form a viable interscholastic team based on participation on an intramural team or community recreation teams? (YES or NO)	No		No
3. For a sport <u>not</u> currently offered, is there sufficient interest to form a viable interscholastic team with the interscholastic survey.	No		No
4. For a sport currently offered, is there interest to form a viable team for a junior varsity, freshman, or other intramural level that is not currently offered? (YES or NO)	No		No
5. If you answered YES to question (1), (2), (3) or (4), are there enough high schools in your geographic area offering the sport (at the appropriate level) to allow for the development of a reasonable schedule of competition. (YES or NO)			

Principal's Signature:  Date: 4/11/02


2001-2002  
**ACCOMMODATION OF INTERESTS AND ABILITIES**  
**SUMMARY PROGRAM CHART 4**

KHSAA  
 Form T4  
 Rev. 07/01

Levels of Competition Test One

		(Column 1)	(Column 2)
	Team Levels	GIRLS	BOYS
Row 1	Total Number of Athletics Participants in All Levels	162	235
Row 2	Number of Varsity Teams Offered	5	5
Row 3	Number of Participants on all Varsity Teams	55	107
Row 4	Percentage of Total Varsity Participants By Sex	34	45.5
Row 5	Number of Junior Varsity Teams Offered	5	5
Row 6	Number of Participants on all Junior Varsity Teams	73	87
Row 7	Percentage of Total Junior Varsity Participants By Sex	45.1	37
Row 8	Number of Freshman Teams Offered	3	2
Row 9	Numbers of Participants on all Freshman Teams	34	41
Row 10	Percentage of Total Freshman Participants By Sex	21	17.4

- 1) Copy the number entered on Form T1, Row 1, Column 3 and place on Row 1, column 1 of this form.
- 2) Copy the number entered on Form T1, Row 2, Column 3 and place on Row 1, column 2 of this form.
- 3) List the number of teams at the varsity, junior varsity, and freshman levels for boys and girls (Rows #2,5,8) and place in the proper boxes in columns 1 and 2.
- 4) List the number of teams at the varsity, junior varsity, and freshman levels for boys and girls (Rows #3,6,9) and place in the proper boxes in columns 1 and 2.
- 5) Calculate the percentage of female and male participants at each level. (Rows #4,7,10)
  - Divide Row 3, Column 1 by Row 1, Column 1, and place the percentage in Row 4, Column 1.
  - Divide Row 3, Column 2 by Row 1, Column 2, and place the percentage in Row 4, Column 2.
  - Divide Row 6, Column 1 by Row 1, Column 1, and place the percentage in Row 7, Column 1.
  - Divide Row 6, Column 2 by Row 1, Column 2, and place the percentage in Row 7, Column 2.
  - Divide Row 9, Column 1 by Row 1, Column 1, and place the percentage in Row 10, Column 1.
  - Divide Row 9, Column 2 by Row 1, Column 2, and place the percentage in Row 10, Column 2.

Principal's Signature:  Date: 4/11/02




**BUDGETED AND ACTUAL EXPENDITURES - PROGRAM COMPARISON CHART**  
**TO INCLUDE BOOSTER CLUB FUNDING**

	equipment and supplies		travel		awards		coaches' salaries (to include supplemental and extended employment)		facilities improvements		publications (if sport-specific)	
	B	E	B	E	B	E	B	E	B	E	B	E
G basketball	5,000	4,850	0	0	150	150	4326	4326	0	0	0	0
B basketball	5,000	4,450	0	0	150	150	4326	4326	0	0	0	0
G softball	2,500	2,875	0	0	150	150	2163	2163	0	0	0	0
B baseball	2,500	2,950	0	0	150	150	2163	2163	0	0	0	0
G cross country	200	200	0	0	100	100	1000	1000	0	0	0	0
B cross country	200	200	0	0	100	100	1000	1000	0	0	0	0
G golf	200	200	0	0	50	50	1000	1000	0	0	0	0
B golf	200	200	0	0	50	50	1000	1000	0	0	0	0
G soccer												
B soccer												
G swimming												
B swimming												

"B" is for budgeted dollar amounts and "E" is for actual dollar expenditures. Expenditures should include items provided by third parties such as Booster Clubs.

Principal's Signature:



Date:


4/15/02

2001-2002  
BUDGETED AND ACTUAL EXPENDITURES - PROGRAM COMPARISON CHART 2  
 TO INCLUDE BOOSTER CLUB FUNDING

Teams	equipment and supplies		travel		awards		coaches' salaries (to include supplemental and extended employment)		facilities improvements		publications (if sport-specific)	
	B	E	B	E	B	E	B	E	B	E	B	E
G track												
B track												
G tennis												
B tennis												
G volleyball	5000	6500	0	0	150	150	2163	2163	0	0	0	0
B wrestling												
G (list sport)												
B (football)	10,000	8,875	0	0	150	150	4326	4326	0	0	0	0
G (list sport)												
B (list sport)												

"B" is for budgeted dollar amounts and "E" is for actual dollar expenditures. Expenditures should include items provided by third parties such as Booster Clubs.

Principal's Signature:



Date:

4/15/02

## 2001-2002 KHSAA TITLE IX ATHLETICS AUDIT

KHSAA  
Form T41  
Rev. 07/01

### Checklist - Overall Interscholastic Athletics Program

Areas of Compliance	ADVANTAGE TO (Respond based on Internal Evaluation by checking the appropriate column.)		
	GIRLS' PROGRAM	BOYS' PROGRAM	NEITHER PROGRAM
Equipment and Supplies			✓
Scheduling of Games and Practice Time			✓
Travel and Per Diem Allowances			✓
Coaching			✓
Locker Rooms, Practice and Competitive Facilities			✓
Medical and Training Facilities and Services			✓
Publicity			✓
Support Services			✓
Athletic Scholarships <span style="float: right;"><i>NA</i></span>			
Tutoring			✓
Housing and Dining Facilities and Services <span style="float: right;"><i>NA</i></span>			
Recruitment of Student Athletes <span style="float: right;"><i>NA</i></span>			

Principal's Signature: \_\_\_\_\_

Date: \_\_\_\_\_

[Handwritten Signature]

4/11/02

School Name: Breckinridge County H.S.

2001-2002

School Year: 2001-02

TITLE IX

Principal's Signature *R. J. A. The*

**CORRECTIVE ACTION PLAN**

Date: 4/10/02

To complete this form, indicate the intended area which needs corrective action, the suggested change and time table for implementation. You may copy this form as needed. Please attach corrective action plans along with audit forms and submit by April 15, 2002.

ITEM FOR CORRECTION	SUGGESTED CHANGE	TIME TABLE FOR CORRECTIVE ACTION
"Preferred time" scheduling for girls' basketball games	Continued effort to locate area opponents who will schedule girls' games, followed by dances, on weekends.	Ongoing efforts during 2002-03 season by coaches and AD
An increased number of freshman volleyball matches	Continued efforts to schedule these contests	Ongoing efforts during 2002-03 season by coaches and AD

- An explanation (status report) is needed for all areas identified previously as items for correction as well as all areas currently identified as items for correction. This form shall be typed.

Principal's Signature

*R. J. A. The*

Date: 4/11/02



**2001-2002 INTERSCHOLASTIC ATHLETICS SURVEY**  
Summary Of Student Responses

School Name: Breckinridge County  
School Enrollment: 864  
Date: 4/10/02  
Completed By: Counselors Ronnie Carman and Wanda Tate

**Instructions:**

1. Summarize the Student Athletics Interest Surveys Form T-61 by listing the total number of responses on the line next to each sport.
2. Under the Other Category please provide a listing of the sports as well as the number of students who are interested in participating.
3. Please sign and date the Summary Form (T-63) and mail the Summary Form only to the KHSAA by April 15, 2002. Do not mail the student surveys (Form T-61). However, these Forms should be maintained in your files in the event they are requested subsequently.

634 Number of Surveys  
634 Total Returned  
9-11 Grades Surveyed

How Was The Survey Administered? as a part of class mentorship session

**Fall Sports (List Total Number of Participation Responses)**

22 Cross Country (Girls)  
21 Cross Country (Boys)  
19 Field Hockey (Girls)  
114 Football (Boys)  
18 Golf (Girls)  
26 Golf (Boys)  
44 Soccer (Girls)  
29 Soccer (Boys)  
95 Volleyball (Girls)  
43 Volleyball (Boys)

**Winter Sport (List Total Number of Participation Responses)**

45 Basketball (Girls)  
88 Basketball (Boys)  
74 Gymnastics (Girls)  
16 {      Indoor Track (Girls)  
           Indoor Track (Boys)  
68 Swimming & Diving (Girls)  
33 Swimming & Diving (Boys)  
80 Wrestling (Boys)

Spring Sport (List Total Number of Participation Responses)

<u>74</u>	Baseball (Boys)
<u>43</u>	Fast Pitch Softball (Girls)
<u>36</u>	Slow Pitch Softball (Girls)
<u>62</u>	Tennis (Girls)
<u>34</u>	Tennis (Boys)
<u>25</u>	Track (Girls)
<u>24</u>	Track (Boys)

Other Sports (From Student Survey T-61 Question 10)

Name of Sport	Number of Students Interested In Participating
<u>Ping pong</u>	<u>12</u>
<u>Lacrosse</u>	<u>8</u>
<u>Powder Puff Football</u>	<u>5</u>
<u>Fishing</u>	<u>3</u>
<u>Skating/Skateboarding</u>	<u>9</u>
<u>Bowling</u>	<u>15</u>
<u>Boxing</u>	<u>6</u>
<u>Racing/4-Wheeling</u>	<u>8</u>

Number of Students who participate in Intramural Sports.  
(From Student Survey T-61 Question 5)

<u>Sport</u>	<u>Number</u>
<u>We do not offer intramurals</u>	<u></u>
<u></u>	<u></u>
<u></u>	<u></u>
<u></u>	<u></u>
<u></u>	<u></u>

List Intramural Sports students are interested in adding:  
(From Student Survey T-61 Question 6)

<u>Sport</u>	<u>Number</u>
<u>Basketball</u>	<u>58</u>
<u>Football</u>	<u>21</u>
<u>Baseball/Softball</u>	<u>16</u>
<u>Gymnastics</u>	<u>10</u>
<u>Bowling</u>	<u>12</u>
<u>Wrestling</u>	<u>19</u>
<u>Swimming</u>	<u>12</u>
<u>Tennis</u>	<u>14</u>
<u>Soccer</u>	<u>10</u>
<u>Volleyball</u>	<u>9</u>
<u>Hockey</u>	<u>10</u>

Participation in Non-School Sports Activities  
(From Student Survey T-61 Question 7)

<u>Sport</u>	<u>Number</u>
Baseball	20
Basketball	38
Shooting Sports	15
Softball	41
Volleyball	4
Paintballing	4
Skateboarding	6
Swimming	3
Golf	6
4-Wheeler/Dirt Bikes, etc.	13
Football	11

Reasons for not participating in interscholastic athletics.  
(From Survey Question 8)

<u>Response</u>	<u>Number</u>
72 I prefer other activities such as band, chorus, etc.	
167 I don't have time	
36 The practice schedules and game times are inconvenient	
85 The sport I like isn't offered	
16 It's too expensive	
9 I prefer to participate in club or intramural sports	
121 Working	
76 Other	

Student Suggestions to encourage participation

Have more people on teams; Provide transportation: Build a hockey rink;  
 Publicize tryouts; Give privileges to athletes; Offer co-ed sports; Stress  
 "fun" instead of winning; Have more coaches; Have more choices; Have more  
 assemblies, etc.

---



---



---



---



---

*Quint D. Cox*  
 Principal's Signature

4/15/02  
 Date

**BRECKINRIDGE COUNTY SCHOOLS  
2001-02 SCHOOL YEAR  
EXTRA SERVICE SALARY SCHEDULE**

**HIGH SCHOOL POSITIONS**

**Athletic Director**

\$ 2163 per year beginning salary  
\$ 50 per year increase for experience up to 10 years  
\$ 100 per year increase from 11-20 years  
Maximum of \$3,663 after 20 years

**Head Basketball/Football Coach/ Band Director**

\$ 4,326 per year beginning salary  
\$ 100 per year increase for experience up to 10 years  
\$ 200 per year increase from 11-20 years  
Maximum of \$7326 after 20 years

**Head Baseball/Softball/Volleyball Coach**

\$ 2,163 per year beginning salary  
\$ 50 per year increase for experience up to 20 years  
Maximum of \$3,163 after 20 years

**Varsity Cheerleading Coach**

\$ 2,704 per year beginning salary  
\$ 50 per year increase for experience up to 10 years  
\$ 100 per year increase from 11-20 years  
Maximum of \$4,204 after 20 years

**Boys Golf/Girls Golf/Boys Tennis/Girls Tennis**

\$ 1,000 per year beginning salary  
\$ 50 per year increase 1-20 years  
Maximum of \$2,000 after 20 years

**Academic Head Coach**

\$ 1,622 per year beginning salary  
\$ 50 per year increase for experience up to 10 years  
\$ 100 per year increase from 11-20 years  
Maximum of \$3,122 after 20 years

**Head Mock Trial Coach**

\$ 1,082 per year beginning salary  
\$ 50 per year increase for experience up to 20 years  
Maximum of \$2,082 after 20 years

**(2) - Assistant Basketball/(3) - Football Coaches**

\$ 2,704 per year beginning salary  
\$ 50 per year increase for experience up to 10 years  
\$ 100 per year increase from 11-20 years  
Maximum of \$4,204 after 20 years

**Assistant Baseball/Softball/Volleyball Coach**

\$ 1,082 per year beginning salary  
\$ 50 per year increase 1-20 years  
Maximum of \$2,082 after 20 years

**JV Cheerleading Coach/Choral Director**

\$ 1,082 per year beginning salary  
\$ 50 per year increase for experience up to 10 years  
\$ 100 per year increase from 11-20 years  
Maximum of \$2,582 after 20 years

**Boys Cross Country/Girls Cross Country Coach**

\$ 1,000 per year beginning salary  
\$ 50 per year increase 1-20 years  
Maximum of \$2,000 after 20 years

**(2) - Assistant Academic Coaches**

\$ 1,082 per year beginning salary  
\$ 50 per year increase for experience up to 10 years  
\$ 100 per year increase from 11-20 years  
Maximum of \$2,582 after 20 years

**Assistant Mock Trial Coach**

\$ 541 per year beginning salary  
\$ 50 per year increase for experience 1-20 years  
Maximum of \$ 1,541 after 20 years



## MIDDLE SCHOOL POSITIONS

### Head Boys Basketball/Girls Basketball Coach

\$ 2704 per year beginning salary  
\$ 50 per year increase for experience up to 10 years  
\$ 100 per year increase from 11-20 years  
Maximum of \$ 4,204 after 20 years

### Assistant Boys Basketball/Girls Basketball Coach

\$ 1082 per year beginning salary  
\$ 50 per year increase for experience up to 10 years  
\$ 100 per year increase from 11-20 years  
Maximum of \$ 2582 after 20 years

### (2) - Cheerleading Coaches

\$ 1082 per year beginning salary  
\$ 50 per year increase 1-20 years  
Maximum of \$2082 after 20 years

### Head Academic Coach

\$ 1082 per year beginning salary  
\$ 50 per year increase for experience up to 20 years  
Maximum of \$2,082 after 20 years

### Head Football /Volleyball Coach

\$ 2704 per year beginning salary  
\$ 50 per year increase for experience up to 10 years  
\$ 100 per year increase from 11-20 years  
Maximum of \$ 4,204 after 20 years

### Assistant Football/Volleyball Coach

\$ 1082 per year beginning salary  
\$ 50 per year increase for experience up to 10 years  
\$ 100 per year increase from 11-20 years  
Maximum of \$ 2582 after 20 years

### Vocal/Instrument Music Director

\$ 270 per year beginning salary  
\$ 50 per year increase experience 1-20 years  
Maximum of \$1,270 after 20 years

### (2) - Assistant Academic Coaches

\$ 541 per year beginning salary  
\$ 50 per year increase for experience 1-20 years  
Maximum of \$ 1,541 after 20 years

## ELEMENTARY SCHOOL POSITIONS

### Vocal Music Director

\$ 270 per year beginning salary (per school)  
\$ 50 per year increase experience 1-20 years (not per school)  
Maximum of \$1,270 after 20 years

### Head Academic Coach

\$ 1082 per year beginning salary  
\$ 50 per year increase for experience up to 20 years  
Maximum of \$2,082 after 20 years

### Academic Assistant Coach

\$ 541 per year beginning salary  
\$ 50 per year increase for experience up to 20 years  
Maximum of \$1,541 after 20 years

# **Breckinridge County High School Weight Room Usage Policy**

The Breckinridge County High School weight room is available for use by BCHS male athletes on Mondays and Wednesdays, 3-5:00 p.m. and by BCHS female athletes on Tuesdays and Thursdays, 3-5:00 p.m. Special request may be addressed to the principal/ athletic director, Rob Cox.

---

# **Breckinridge County High School**

## **Policy For Hall Of Fame Induction**

The Breckinridge County High School Tiger Arena proudly displays the names of its Hall of Fame inductees. A former athlete is eligible for consideration five years after high school graduation. The honoree is selected by a Hall of Fame Induction Committee when he/ she is regarded to have had a profound impact on Breckinridge County athletics and to maintain an obvious continuing commitment to education. Those selected will be presented a plaque and publicly recognized during an athletic contest.

---

# **Breckinridge County High School**

## **Policy For Jersey Retirement/ Display**

The Breckinridge County High School Tiger Arena proudly displays retired athletic jerseys, both high school and college, of its distinguished athletes. The requirements for this honor include four years of athletic participation at BCHS and four years participation at their chosen postsecondary institution(s). Those selected for this high honor will be publicly recognized during an athletic contest.

---